


















Server	Business Edition	Business Pro Edition
Commercial use		
The original cloud licensing / network devices		
We are the first all over the world bringing the real revolution in the licensing. Share licenses across all branches, freely transport the devices between locations, and install MyQ on as many servers as you will need for your optimal and safe management.		
End of slow prints sending via internet to a central server. If the internet connection is broken, all your branches will print separately, after recovery the master server will carry out auto-synchronization of statistics and data.		
Maximum allowed print devices	Unlimited	Unlimited
Maximum number of printers and multifunction devices that can be used simultaneously		
Maximum allowed servers	Unlimited in the corporate cloud	Unlimited in the corporate cloud
Maximum allowed users	Unlimited	Unlimited
The maximum number of users who can use MyQ system		
Maximum allowed departments (groups)	Unlimited	Unlimited
Maximum number of created user groups		
Free DEMO / trial period	Up to 60 days	Up to 60 days
Fully-featured trial license for limited period for testing all functionalities in chosen edition		
Server platform support	Win	Win
Server operating system necessary for installation of MyQ system.		
One-step automated server installer		
Easy installation with predefined values, not requiring technical knowledge.		
Intuitive setting and maintenance using MyQ Easy Config Tool for easy setup and searching all network printing devices, automated adding of found devices to the MyQ system, web server management, MyQ print server administration, print files and database setup.		
Automated detection of configuration changes, monitoring system status, alert administrator indicating a need to make setting changes		



























Server	Business Edition	Business Pro Edition
Administrator control panel for quick commissioning		
Control panel which enables the administrator to set up the system and informs about the correctness of execution of individual operations. This control panel greatly facilitates the initial orientation in the system and settings.	✓	✓
Web-based administrative interface		
Administration interface for setting and managing MyQ system, accessible through the web browser without need of further tools installation	✓	✓
Database shadow copy backup & restore		
Online backup database with possibility of selecting data storage and automatic database restore without any data loss during a failure.	✓	✓
Smart Multiple server replication (branch synchronization)		
Automatic data replication from one or more branch servers at the set interval for easy managing statistical data on the main server.	✓	✓
Synchronization from LDAP (users, departments, ID cards)		
Automatic data synchronization from LDAP servers into MyQ system (MS Active Directory, Novell eDirectory, Lotus Domino and Open LDAP) at the set interval. Support of STARTTLS and Kerberos authentications	1 LDAP server	5 LDAP servers
External system synchronization (users, departments, cards)		
Automatic data synchronization from other external systems through the use of easy adjustable text format	✓	✓
Automatic registration of users (email, LPR, Unknown Card and via Web UI)	–	✓
Secured run of MyQ system		
MyQ communication can be secured by the security certificate.	✓	✓
The unsecured ports can be simply deactivated by activating the switch in web UI.		
Support of the Optical Character Recognition		
MyQ now supports implementation of the OCR external software into the scan management process	–	✓
Driverless and email printing		
PDF, JPEG, BMP, TIF, PNG, Word, Excel, TXT, PowerPoint are supported printing of the email body	–	✓

Server	Business Edition	Business Pro Edition
Fiery controller support		
Fiery controller 11/12 supported for Kyocera devices.		
Automated printer discovery		
Tool for printer discovery and drivers installation. When pre-set the installation of new device into the system can be fully automated.		
MyQ Easy Cluster	—	
Failover system which ensures the availability of printing services in case of failure of the main printing server.		
Scanning profiles	—	
Possibility to define the complete behavior of the scanning, specialized buttons leading to predefined storages which will help radically simplify and streamline the work with the documents		
User policies		
User policies for definition of user rights for access to system features		
Automatic archiving of print jobs, scans and copies	 (Additional licence required)	 (Additional licence required)
Automatic setup of Firewall rules		
Event notifications	—	
Customizable e-mail reports notify receivers about events on monitored printing devices.		
Delegated printing	—	
Enables users and groups of users to choose delegates who can print their jobs.		
Scanning to OneDrive	—	
OneDrive storage was added as a destination to Easy Scan. Users can scan to OneDrive directly from embedded terminals.		
Easy Scan to Google Drive	—	
Google Drive is the second cloud destination accessible by the Easy Scan feature.		
Easy Scan to OneDrive Business	—	
OneDrive business is the third cloud destination accessible by the Easy Scan feature.		
Driverless and email printing	—	
Parameters of sent print jobs can be changed.		

Server	Business Edition	Business Pro Edition
<p>MyQ Basic Installation Guide integrated into MyQ Web UI</p> <p>By clicking Help on the MyQ main menu, you can access the MyQ Basic Installation Guide, where you find the essential information needed to set up and run the MyQ® print management system.</p>		
<p>Client Spooling</p> <p>User print jobs are not sent to the MyQ server, but stay stored at user workstation. After the user authenticates himself or herself and selects the job to be printed, the job is released from the workstation directly to a print device. This method dramatically decreases traffic to MyQ server and is suitable especially for small offices with limited network connection to the MyQ server.</p>		
<p>Pop-up user notifications</p> <p>Users are automatically notified by a pop-up message in case a job they send to MyQ is refused for some reason, for example if the job was sent to a wrong queue or if the user is denied printing by a MyQ policy.</p> <p>Using PHP scripting commands, you can create your own notifications with custom text, such as "Job was successfully sent to MyQ".</p> <p>This feature requires MyQ Easy Job Manager installed at the user's computer.</p> <div data-bbox="358 1230 805 1409" data-label="Image"> </div>		
<p>Personalized user reports</p> <p>The new type of reports enables scheduled run of personalized user reports for members of selected groups of users. These reports are sent to the primary email address of each member and contain only information related to this particular user. For example, you can set scheduled run of reports informing each individual user about the number of pages that he or she printed, copied and scanned during last month.</p>	<p>—</p>	
<p>Scanning: send an email with a download link for scans larger than a specific limit</p> <p>Due to email size restrictions on some email servers, users might not be able to send scanned documents exceeding a certain size to their emails. To prevent such situations, you can set the maximum size of emails with scans on the MyQ Web Interface. Emails exceeding the limit are then replaced by emails with a secured link to the scan file, which is saved on the MyQ print server.</p>	<p>—</p>	

Workstation Features	Business Edition	Business Pro Edition
Workstation platform support	Win/Linux/Mac/SAP	Win/Linux/Mac/SAP
Support user identification of print job on the platforms.		
Web-based user interface (Installation Free)		
The MyQ control interface is accessible through the web browser (installation free).		
Automated print driver installer		
Desktop Utility MyQ Driver Installer for unattended automatic distribution of printer drivers at the workstation.		

Service Module	Business Edition	Business Pro Edition
Automatic evidence and ordering of expendable supplies.	optional	optional
Automatic reporting of troubles and their escalation.	optional	optional
Evidence of service contracts and SLA fulfillment.	optional	optional
Full-value ordering system synchronized with service partners.	optional	optional
Professional outsource projects accounting	optional	optional
Trouble reporting from the panel of the device		
When used with Embedded terminal the users may report any troubles with the device directly from the Embedded terminal interface.	optional	optional

Print server	Business Edition	Business Pro Edition
Printer and server independence solution.		
Communication with print devices using the universal standards.		
Independence of ID technology (adaptable to any customers card technology)		
Support most of RFID standards, possibility to connect readers of specific technologies.		
Dual RFID technology support		
Dual-multi reader that allows two authentication technologies to be used simultaneously.		
Device status monitoring		
Display detailed status of print devices, including number of printed b/w and color pages, cartridge level, error messages etc.		
Direct queue load balancing		
Print acceleration by combining multiple printers into a single virtual printer. Prevention of overload or non-loaded multiple printers.		
Direct queue cluster printing		
Automatic redirection to a functional device in case of device failure (e.g. no paper, empty cartridge, error message).		
Online & accurate network device monitoring		
Online accounting based on direct reading of the printing device counters. Only actually printed pages are accounted.		
Management of local printing devices		
Support of all local printing devices connected through USB or LPT cables.		
Job modification by PJP commands		
Possibility of adding own PJP commands to the print job.		
Print jobs association for faster printing		
There is no delay between tasks in case of printing multiple jobs by the same user. All operations and accounting are performed after printing is completed.		

Tracking & Accounting	Business Edition	Business Pro Edition
<p>Page accounting</p> <p>Online accounting based on direct reading of the printing device counters. Only actually printed pages are accounted.</p>	✓	✓
<p>Accounting by costs of printing/copying/scanning</p>	✓	✓
<p>Setting of several price levels per printed page</p> <p>Option for setting of several price levels per printed page (e.g.: user-/company, renter/lessor).</p>	✓	✓
<p>Credit accounting (negative accounting)</p> <p>Users can buy a credit charging identification card. Card can be used for printing, copying, and scanning until the credit is exhausted. Credit system can be combined with standard accounting. It is suitable for schools, libraries, or offices.</p>	-	✓
<p>Accounting per User/Department/Device</p>	✓ / ✓ / ✓	✓ / ✓ / ✓
<p>Follow me (secured/postponed) printing function</p> <p>Possibility to print jobs waiting in a personal queue of user. After logging on to a selected printing device (printing job is not assigned to a specific printer, but will be available only after picking up the job on a selected printing device). This ensures maximum protection and availability of print services. In case of failure the print job can be easily and instantly printed on any other functional device in the network.</p>	✓	✓
<p>Sharing of print jobs among the localities (also known as Job Roaming)</p> <p>Possibility to print jobs at the print device from other sites or servers within the corporate MyQ Cloud.</p>	-	✓
<p>Project accounting</p> <p>While printing or copying, it is possible to select a project under which printed pages are charged. After completion of the project a report indicating a number of printed pages within the project and its costs is displayed.</p>	-	✓
<p>Support of PayPal payment provider</p> <p>Support of the PayPal payment provider brings a universal and easily accessible payment option for the Credit feature. In addition to the internal MyQ credit payment options, such as credit vouchers or recharge terminals, users can now pay for recharging their credit from their PayPal accounts.</p>	-	✓

Statistics and Reports	Business Edition	Business Pro Edition																																				
Web-based online reporting	✓	✓																																				
Web-based export functions (PDF, CSV, HTML, XML, Text)	✓	✓																																				
Automatic email reporting (PDF, CSV, HTML, XML, Text)																																						
MyQ printing solution provides automatic sending of reports in the selected time period. You are provided with accurate data of all print processes.	✓	✓																																				
Centralized reporting from multiple servers																																						
MyQ Business can collect data from multiple servers (branches), bulk data processing and display them on a single central server.	✓	✓																																				
<p>NEW - Reporting tool for creating customized Reports</p> <p>After a complete overhaul of the reporting system in MyQ, we have developed a simple tool for creating customized reports. Instead of selecting from a large number of predefined reports, you can now make your own reports using a variety of templates. In a few steps, you create the report by selecting its type, name and filters. The new system provides you with an unlimited number of reporting options while it simplifies management of reports by reducing their actual number on the Reports screen.</p>																																						
<p>Printers – Top N Created 04/11/2017 5:57:16 AM Period 04/05/2017 12:00:00 AM - 04/11/2017 11:59:59 PM</p> <p>myQ</p> <p>Printing device A: 294 Printing device B: 259 Printing device C: 7</p> <table border="1"> <thead> <tr> <th>Printer</th> <th>B&W Pages</th> <th>Color Pages</th> <th>Total</th> <th>Scans</th> <th>Total Price</th> </tr> </thead> <tbody> <tr> <td>Printing device A</td> <td>294</td> <td>209</td> <td>503</td> <td>141</td> <td>\$4,143.000</td> </tr> <tr> <td>Printing device B</td> <td>259</td> <td>92</td> <td>351</td> <td>27</td> <td>\$2,630.000</td> </tr> <tr> <td>Printing device C</td> <td>7</td> <td>9</td> <td>16</td> <td>0</td> <td></td> </tr> <tr> <td>Printer</td> <td>560</td> <td>310</td> <td>870</td> <td>168</td> <td>\$6,773.000</td> </tr> <tr> <td>Printer</td> <td>560</td> <td>310</td> <td>870</td> <td>168</td> <td>\$6,773.000</td> </tr> </tbody> </table>	Printer	B&W Pages	Color Pages	Total	Scans	Total Price	Printing device A	294	209	503	141	\$4,143.000	Printing device B	259	92	351	27	\$2,630.000	Printing device C	7	9	16	0		Printer	560	310	870	168	\$6,773.000	Printer	560	310	870	168	\$6,773.000	✓	✓
Printer	B&W Pages	Color Pages	Total	Scans	Total Price																																	
Printing device A	294	209	503	141	\$4,143.000																																	
Printing device B	259	92	351	27	\$2,630.000																																	
Printing device C	7	9	16	0																																		
Printer	560	310	870	168	\$6,773.000																																	
Printer	560	310	870	168	\$6,773.000																																	
Support for customized report import	✓	✓																																				
Any report can be saved to directory in CSV format	✓	✓																																				

Terminals	Business Edition	Business Pro Edition
<p>External HW terminal v.10 – universal for all vendors</p> <p>External version of HW terminal applicable to all machines not equipped with an additional slot.</p>	✓	✓
<p>External HW terminal v.11</p> <p>External terminal with full-color 7" touch screen - universal for all manufacturers</p>	✓	✓
<p>Embedded terminal for Kyocera, Triumph-Adler, Utax.</p> <p>Software application installed on the multifunction device, which fully replaces the function of universal HW terminals. The terminal provides function control by using the panel of the multifunction device.</p> 	✓	✓
<p>Embedded terminal Lite</p> <p>Non-HyPAS devices may be used for the function of the secured print. You may just swipe your card on the card reader or insert your credentials directly to the device without the need of any HW terminal. Remote installation without the need of manual setup of the device.</p>	✓	✓
<p>Embedded terminal for Ricoh (SDK/J)</p> <p>Software application installed in the multifunction device, which fully replaces the function of universal HW terminals. The terminal provides function control by using the panel of the multifunction device.</p>	✓	✓
<p>Embedded terminal for Ricoh (Smart SDK)</p> <p>The new embedded terminal is based on the Android Smart SDK platform, which provides a modern and user-friendly interface and supports a large number of advanced MyQ features.</p>	✓	✓
<p>Embedded terminal for Samsung (SmartUX)</p> <p>Software application for the multifunction device, which fully replaces the function of universal HW terminals. The terminal provides function control by using the panel of the multifunction device.</p>	✓	✓
<p>Embedded terminal for Samsung (XOA-Web)</p> <p>Web application for the multifunction device, which fully replaces the function of universal HW terminals. The terminal provides function control by using the panel of the multifunction device.</p>	✓	✓

Terminals	Business Edition	Business Pro Edition
Embedded terminal for Sharp		
Web application for the multifunction device, which fully replaces the function of universal HW terminals. The terminal provides function control by using the panel of the multifunction device.		
Embedded terminal for Toshiba		
Web application for the multifunction device, which fully replaces the function of universal HW terminals. The terminal provides function control by using the panel of the multifunction device.		
Embedded terminal for Xerox		
Web based application installed in the multifunction device, which fully replaces the function of universal HW terminals. The terminal provides function control by using the panel of the multifunction device.		
Embedded terminal for OKI		
The brand new embedded terminal is based on the e-BRIDGE Open Platform. It is included in the server installation package and can be automatically installed via remote setup in MyQ or on the Web User Interface of the printing device.		
MyQ Terminal Pro <ul style="list-style-type: none"> • New universal external HW terminal that can be adapted in two ways: Attached with a card reader, it can be used as a simple straight-forward pull print solution • Attached with a touchscreen display, it enables users to manage their print jobs by touch and offers a number of advanced functions 		
Mobile applications for Android and iOS based mobile phones. Now completely free of any charge.		
Direct printing from WEB browsers		
HW terminal initial remote setup		
Possibility of managing all MyQ Terminals from a central server.		
HW terminal encrypted communication		
Secure network communication using standard AES128-bit.		
Support payment providers via Embedded terminal.		
Possibility of modification of the Embedded terminal look and button function, complete definition of button functions (for Kyocera, Samsung and Ricoh).		
Possibility to generate metadata for document workflow systems during the scanning process.	–	

Terminals	Business Edition	Business Pro Edition
Possibility to change parameters for the scanning via Embedded screen (e.g. inserting the receiver address or change of the filename)	–	✓
Two factor authentication	✓	✓
Support of Two-Factor authentication for both Kyocera Embedded and Embedded Lite terminals (Card + Password or Card + PIN).	✓	✓
Remote setup of the devices and installation of the terminal	✓	✓
MyQ Recharge terminal		
Special terminal with a 17inch full color touch display equipped coin validator and banknote checker for recharging your credit account in MyQ.	–	✓
Anonymous Scan & Copy	✓	✓
Local spooling for Kyocera and Samsung Smart UX		
The local spooling feature allows you to send jobs directly to the printer instead of MyQ server which significantly lowers the network traffic.	–	✓
Offline login for Kyocera and Samsung Smart UX		
The Offline login feature provides the option to login on the terminal and print out the locally spooled jobs, copy or scan even in case the connection to the MyQ server is not available.	–	✓
Follow me for local spooling for Kyocera Embedded terminal		
Serverless alternative to MyQ follow me. Users can send jobs to one printing device and print them on any other printing device connected to the same local area network (requires compatible printing device).	–	✓
Compression of print jobs for Kyocera Embedded terminal		
Compression of print jobs significantly decreases traffic between the MyQ server and printing devices.	–	✓
Print all jobs after login option for Kyocera, Samsung Smart UX, Samsung XOA-Web, Sharp, Toshiba and Xerox	✓	✓
Easy scan – Select recipients from a list of users for Kyocera and Samsung Smart UX		
New type of parameter for the Easy Scan action enables selecting scan recipients from the list of all MyQ users. When the recipients selection feature is set up, users are prompted to select the recipients of their scans from the list.	–	✓

Terminals	Business Edition	Business Pro Edition
<p>Easy scan – select recipients from external code book for Kyocera and Samsung Smart UX</p> <p>New type of parameter for the Easy Scan action enables selecting recipients directly from an LDAP server and importing values of their attributes to be used as scan destinations. The scan is sent to the email or folder defined by the LDAP attribute.</p>	–	✓
<p>Easy Scan to user's folder under user's AD credentials for all embedded terminals</p> <p>Instead of giving the MyQ system universal access to scan destination folders, you can now enable users to access their folders under their AD credentials. This option may be preferable in case you want to maintain high level of user security.</p>	–	✓
<p>New terminal action Easy Fax</p> <p>On Kyocera devices equipped with a fax module, users can fax their scanned documents simply by tapping the Easy Fax button on the home screen of the embedded terminal and typing the fax number.</p>	✓	✓
<p>Delegate printing support for Device Spool and Offline Accounting for Kyocera</p> <p>Delegate printing feature is now available for Device Spool and printed pages are properly accounted via Offline Accounting. Users can now print jobs delegated from other users even when the device is in offline mode.</p>	–	✓
<p>Scan to company SMTP server if Embedded terminal is in offline status for Kyocera</p> <p>With this feature, users are able to scan to email even when a device is in offline mode.</p>	✓	✓
<p>New terminal action - Fax Box</p> <p>If storing received faxes into a Fax Box is enabled on a Kyocera printing device, the stored faxes can be easily accessed via the new Fax Box terminal action.</p>	✓	✓
<p>Changing print job properties on the embedded terminal</p> <p>With this new option, users can easily change properties of their print jobs directly on the Embedded terminal. They can change number of copies, force black and white print and select from the single-sided/duplex options.</p>	✓	✓